

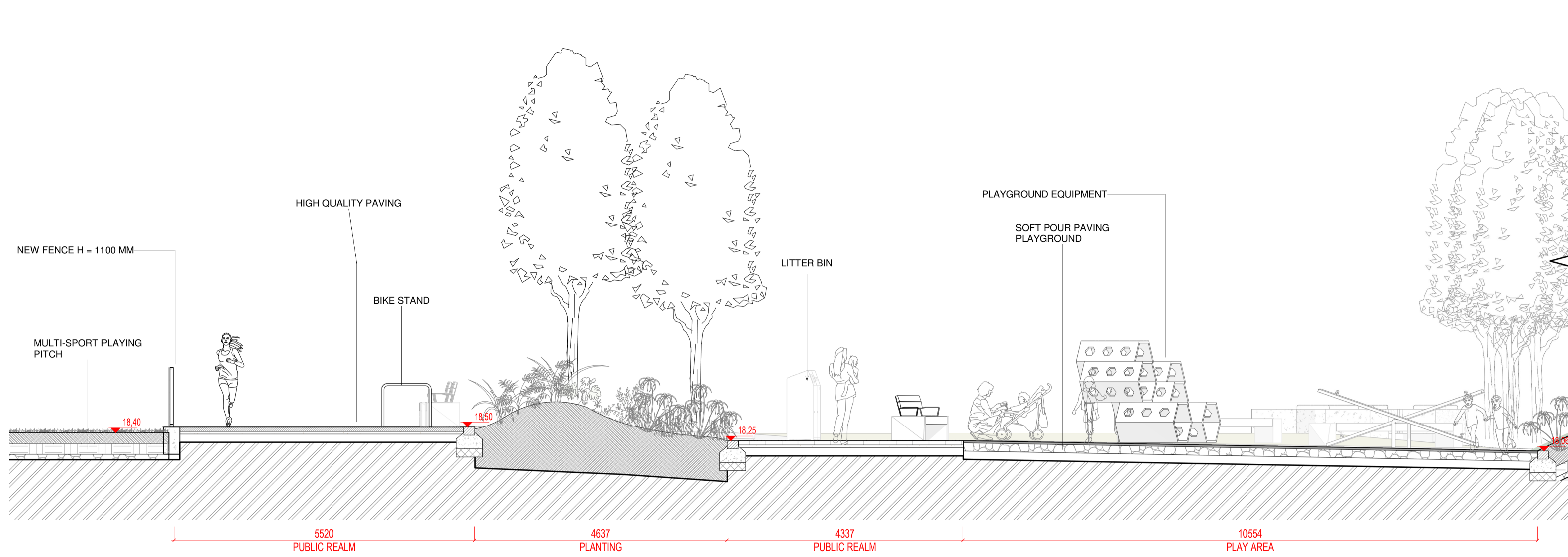
NOTE  
 ALL DIMENSIONS TO BE CHECKED ON SITE  
 NO DIMENSIONS TO BE SCALED FROM THIS DRAWING  
 THIS DRAWING IS TO BE READ IN CONJUNCTION WITH  
 RELEVANT CONSULTANTS DRAWINGS  
 NO PART OF THIS DOCUMENT MAY BE REPRODUCED OR  
 TRANSMITTED IN ANY FORM OR STORED IN ANY RETRIEVAL  
 SYSTEM OF ANY NATURE WITHOUT THE WRITTEN PERMISSION  
 OF THE LANDSCAPE ARCHITECT AS COPYRIGHT HOLDER EXCEPT  
 AS AGREED FOR USE ON THE PROJECT FOR WHICH THE  
 DOCUMENT WAS ORIGINALLY ISSUED.  
 FOR DRAWING INDEX, GENERAL NOTES, REFER TO  
 DWG L1-001

CLIENT:

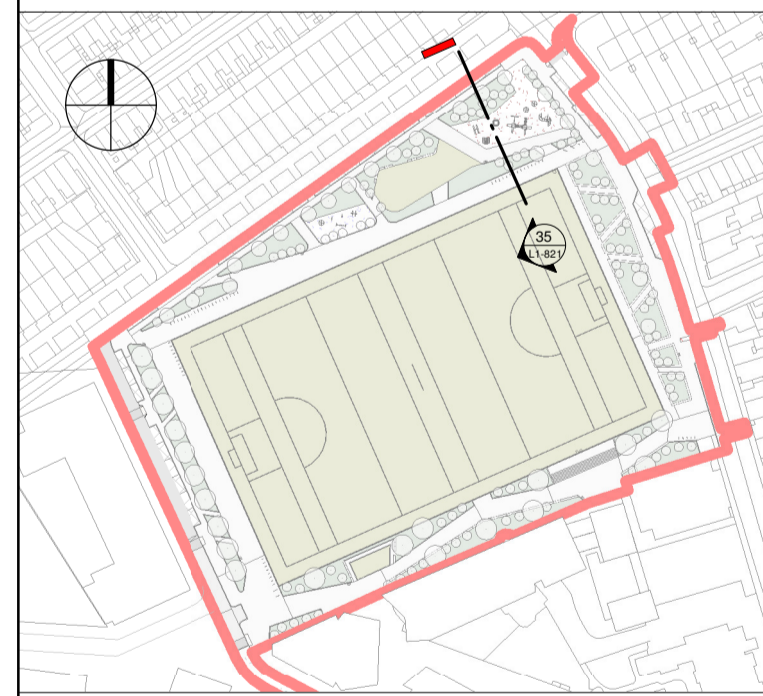
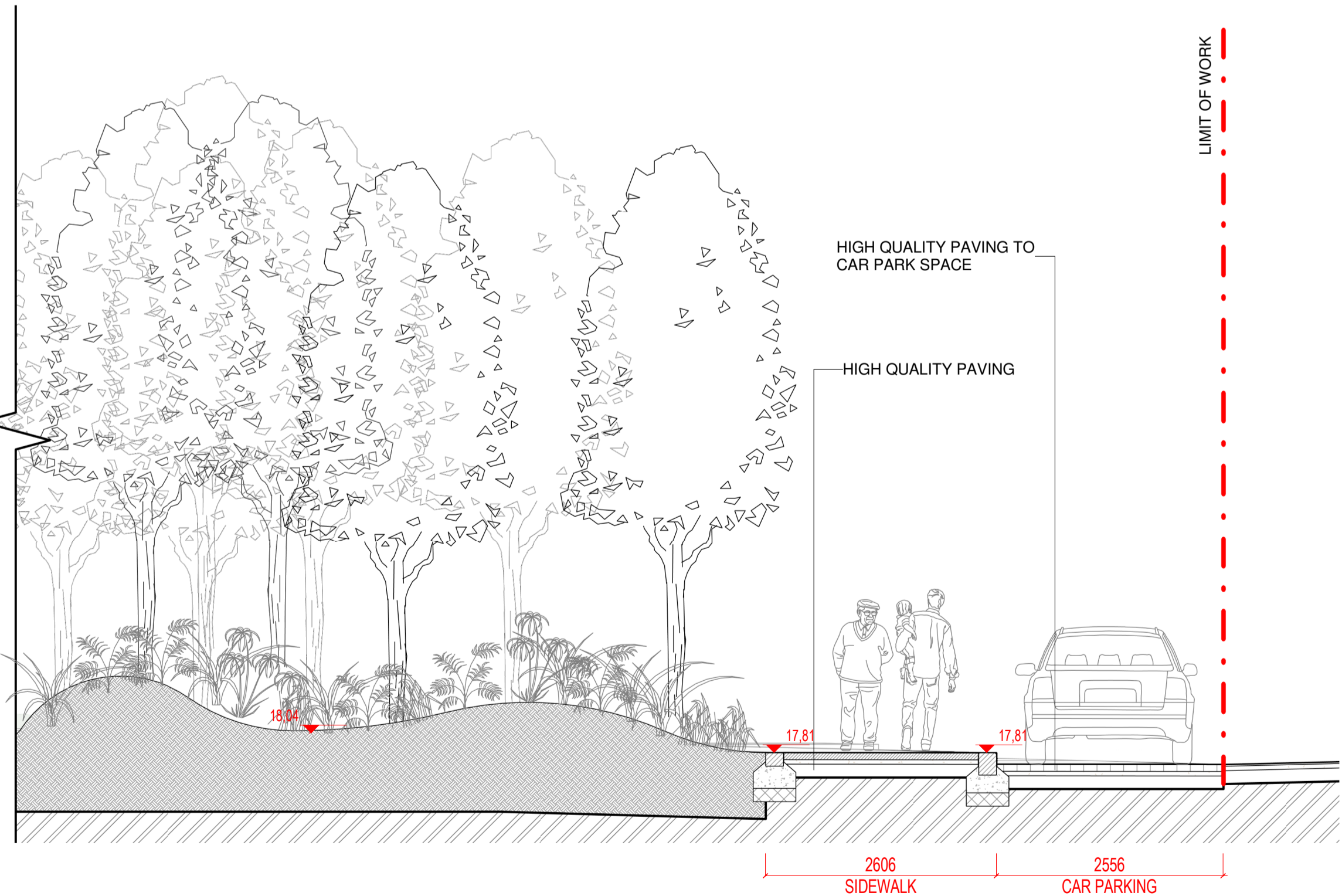
CWTC Multi Family ICAV

ARCHITECTS:

HENRY J LYONS ARCHITECTS



35 SECTION 35  
 1:50 @A1



REFERENCE: THIS DRAWING IS NOT FOR CONSTRUCTION

FILE NAME:

01	FOR INFORMATION	06/2022
00	FOR INFORMATION	01/2022

REVISIONS

Job No.	13A8A	Drawn By	LB
Dwg No.	L1-821	Checked By	HDL
Scale	AS SHOWN @ A1	Date	JUN 2021

JOB DESCRIPTION

Client	APPLICANT DBTR-SCR1 FUND
Project	BAILEY GIBSON SHD 2
Title	PARK AND PITCH SECTIONS - SHEET 21 OF 21